


**Selma Redevelopment Agency**

**Report on Examination of Financial Statements**


**For the year ended June 30, 2006**

**And**

**Independent Auditors' Report**




## Introductory Section



Selma Redevelopment Agency  
Annual Financial Report  
For The Year Ended June 30, 2006

TABLE OF CONTENTS

	<u>Page</u>	<u>Exhibit</u>
<b>FINANCIAL SECTION</b>		
Independent Auditor's Report on Financial Statements.....	1	
Management's Discussion and Analysis (Required Supplementary Information).....	3	
<u>Basic Financial Statements</u>		
Government-wide Financial Statements:		
Statement of Net Assets.....	5	A-1
Statement of Activities.....	6	A-2
Fund Financial Statements:		
Balance Sheet - Governmental Funds.....	7	A-3
Reconciliation of the Governmental Funds		
Balance Sheet to the Statement of Net Assets.....	9	A-4
Statement of Revenues, Expenditures, and Changes in		
Fund Balances - Governmental Funds.....	10	A-5
Reconciliation of the Statement of Revenues, Expenditures, and Changes in		
Fund Balances of Governmental Funds to the Statement of Activities.....	12	A-6
Statement of Net Assets - Enterprise Fund.....	13	A-7
Statement of Revenues, Expenses, and Changes in		
Fund Net Assets - Enterprise Fund.....	14	A-8
Statement of Cash Flows - Proprietary Funds.....	15	A-9
Notes to the Financial Statements .....	16	
<u>Combining Statements as Supplementary Information:</u>		
Combining Balance Sheet - All Nonmajor Governmental Funds.....	24	B-1
Combining Statement of Revenues, Expenditures and Changes in		
Fund Balances - All Nonmajor Governmental Funds.....	25	B-2
Debt Service Funds:		
Combining Balance Sheet - Nonmajor Debt Service Funds.....	26	B-3
Combining Statement of Revenues, Expenditures and Changes		
in Fund Balances - Nonmajor Debt Service Funds.....	27	B-4
Capital Projects Funds:		
Combining Balance Sheet - Nonmajor Capital Projects Funds.....	28	B-5
Combining Statement of Revenues, Expenditures and Changes		
in Fund Balances - Nonmajor Capital Projects Funds.....	29	B-6
<b>OTHER SUPPLEMENTARY INFORMATION SECTION</b>		
Report on Internal Control over Financial Reporting and on Compliance and Other Matters Based on an Audit of Financial Statements Performed in Accordance with <i>Government Auditing Standards</i> .....	30	



## Financial Section



# Jorge & Yribarren

Certified Public Accountants

Larry M. Jorge CPA, CFP  
Steven B. Yribarren, CPA

November 15, 2006

## **Independent Auditors' Report on Financial Statements**

Board of Directors  
Selma Redevelopment Agency  
Selma, California

Members of the Board of Directors:


We have audited the accompanying financial statements of the governmental activities, the business-type activities, each major fund, and the aggregate remaining fund information of Selma Redevelopment Agency as of and for the year ended June 30, 2006, which collectively comprise the Agency's basic financial statements as listed in the table of contents. These financial statements are the responsibility of Selma Redevelopment Agency's management. Our responsibility is to express opinions on these financial statements based on our audit.

We conducted our audit in accordance with auditing standards generally accepted in the United States of America and the standards applicable to financial audits contained in GOVERNMENT AUDITING STANDARDS, issued by the Comptroller General of the United States. Those standards require that we plan and perform the audit to obtain reasonable assurance about whether the financial statements are free of material misstatement. An audit includes examining, on a test basis, evidence supporting the amounts and disclosures in the financial statements. An audit also includes assessing the accounting principles used and significant estimates made by management, as well as evaluating the overall financial statement presentation. We believe that our audit provides a reasonable basis for our opinions.

The Agency has not completely valued and recorded property and depreciation in the government wide financial statements. In our opinion, property should be recorded at cost, if purchased, or at fair value, if donated or contributed to conform to accounting principles generally accepted in the United States of America, and those amounts should be depreciated over the estimated useful lives of the assets. The effects on the financial statements of the preceding practice are not reasonably determinable.

In our opinion, except for the effect on the financial statements of the omission discussed in the previous paragraph, the financial statements referred to above present fairly, in all material respects, the respective financial position of the governmental activities, the business-type activities, each major fund, and the aggregate remaining fund information of Selma Redevelopment Agency as of June 30, 2005, and the respective changes in financial position and cash flows, where applicable, thereof for the year then ended in conformity with accounting principles generally accepted in the United States of America.


In accordance with GOVERNMENT AUDITING STANDARDS, we have also issued our report dated November 15, 2006, on our consideration of Selma Redevelopment Agency's internal control over financial reporting and on our tests of its compliance with certain provisions of laws, regulations, contracts and grant agreements and other matters. The purpose of that report is to describe the scope of our testing of internal control over financial reporting and compliance and the results of that testing and not to provide an opinion on the internal control over financial reporting or on compliance. That report is an integral part of an audit performed in accordance with GOVERNMENT AUDITING STANDARDS and should be read in conjunction with this report in considering the results of our audit.




The Management's Discussion and Analysis and the budgetary information identified as Required Supplementary Information in the table of contents are not a required part of the basic financial statements but are supplementary information required by accounting principles generally accepted in the United States of America. We have applied certain limited procedures, which consisted principally of inquiries of management regarding the methods of measurement and presentation of the required supplementary information. However, we did not audit the information and express no opinion on it.

Our audit was performed for the purpose of forming opinions on the financial statements which collectively comprise the Selma Redevelopment Agency's basic financial statements. The accompanying combining financial statements and supporting schedules listed in the table of contents are presented for purposes of additional analysis and are not a required part of the basic financial statements. This information has been subjected to the auditing procedures applied in the audit of the basic financial statements and, in our opinion, is fairly stated in all material respects in relation to the basic financial statements taken as a whole.

Respectfully submitted,



Jorge and Yribarren  
Certified Public Accountants



# SELMA REDEVELOPMENT AGENCY

Managements' Discussion and Analysis

JUNE 30, 2006

This section of the Selma Redevelopment Agency's annual audit report presents a discussion by the Finance department of the Agency's financial performance during the fiscal year which ended on June 30, 2006. Please read in conjunction with the Agency's financial statements, which follow this section.

## FINANCIAL HIGHLIGHTS

- The Agency's total assets are \$19,796,307. The Agency's liabilities are \$18,500,487.
- During the year the Agency's total revenues are \$2,016,115. Total expenses are \$1,820,011.

## OVERVIEW OF THE FINANCIAL STATEMENT

This annual report consists of three parts—management's discussion and analysis (this section) the basic financial statements, and required supplementary information.

The basic financial statements include two kinds of statements that present different views of the District:

The first two statements are government-wide financial statements that provide both long-term and short-term information about the Agency's overall financial status.

The remaining statements are fund financial statements that focus on individual parts of the government, reporting the Agency's operations in more detail than the government-wide statements.

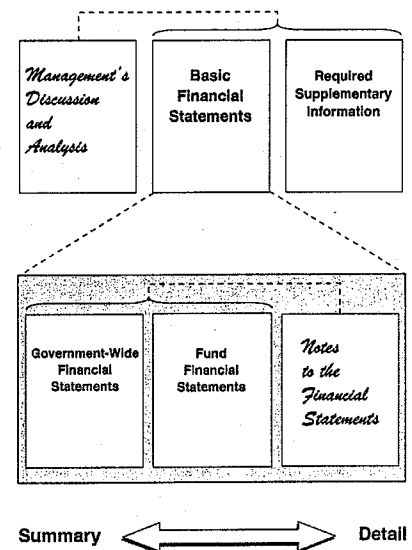
The governmental funds statements tell how general government services were financed in the short term as well as what remains for future spending.


Fiduciary fund statements provide information about the financial relationships in which the District acts solely as a trustee or agent for the benefit of others, to whom the resources in question belong.

The financial statements also include notes that explain some of the information in the financial statements and provide more detailed data. The statements are followed by a section of required supplementary information that further explains and supports the information in the financial statements. Figure A-1 shows how the required parts of this annual report are arranged and related to one another.

### Government-wide Statements

The government-wide statements report information about the District as a whole using accounting methods similar to those used by private-sector companies. The statement of net assets includes all of the government's assets and liabilities. All of the current year's revenues and expenses are accounted for in the statement of activities regardless of when cash is received or paid.





# **SELMA REDEVELOPMENT AGENCY**

Managements' Discussion and Analysis

JUNE 30, 2006

The two government-wide statements report the Agency's net assets and how they have changed. Net assets—the difference between the Agency's assets and liabilities—is one way to measure the Agency's financial health or position:

- Over time, increases or decreases in the Agency's net assets are an indicator of whether its financial health is improving or deteriorating, respectively.
- To assess the overall health of the District, one needs to consider additional nonfinancial factors such as changes in the Agency's tax base.

The government-wide financial statements of the District include the Governmental activities. Most of the Agency's basic services are included here, such as instruction, extracurricular activities, curriculum and staff development, health services and general administration. Property taxes and grants finance most of these activities.

## **Fund Financial Statements**

The fund financial statements provide more detailed information about the Agency's most significant funds—not the District as a whole. Funds are accounting devices that the District uses to keep track of specific sources of funding and spending for particular purposes:


- Some funds are required by State law and by bond covenants.
- The Board of Trustees establishes other funds to control and manage money for particular purposes or to show that it is properly using certain taxes and grants.

## **Selma Redevelopment Agency has the following kinds of funds:**


- Governmental funds—Most of the Agency's basic services are included in governmental funds, which focus on (1) how cash and other financial assets that can readily be converted to cash, flow in and out and (2) the balances left at year-end that are available for spending. Consequently, the governmental fund statements provide a detailed short-term view that helps you determine whether there are more or fewer financial resources that can be spent in the near future to finance the Agency's programs. Because this information does not encompass the additional long-term focus of the government-wide statements, we provide additional information at the bottom of the governmental funds statement, or on the subsequent page, that explain the relationship (or differences) between them.

## **FURTHER INFORMATION**

This financial report is designed to provide citizens, taxpayers, investors and creditors with a general overview of the Authority's finances and to demonstrate the Authority's accountability for the money it receives. If you have questions or need additional information, contact Judy Bier, Finance Director, at the City of Selma.



## Basic Financial Statements



**SELMA REDEVELOPMENT AGENCY**

## STATEMENT OF NET ASSETS

JUNE 30, 2006

	Governmental Activities	Business-type Activities	Total
<b>Assets:</b>			
Cash and investments	\$ 2,293,591	\$ 16,731	\$ 2,310,322
Cash with fiscal agent	672,358	300,000	972,358
Accounts receivable	--	360,163	360,163
Fixed assets ( net, where applicable, of accumulated depreciation)	2,218,599	4,000,000	6,218,599
Notes receivable	9,934,865	--	9,934,865
<b>Total Assets</b>	<u>15,119,413</u>	<u>4,676,894</u>	<u>19,796,307</u>
<b>Liabilities:</b>			
Cash deficit	2,149,737	--	2,149,737
Accounts payable	182,647	20,550	203,197
Due to other agencies	132,539	155	132,694
Noncurrent liabilities			
Due in more than one year	16,014,859	--	16,014,859
<b>Total Liabilities</b>	<u>18,479,782</u>	<u>20,705</u>	<u>18,500,487</u>
<b>NET ASSETS</b>			
Invested in Capital Assets, Net of Related Debt	(1,389,048)	4,000,000	2,610,952
Restricted For:			
Debt Service	(1,317,015)	--	(1,317,015)
Capital Projects	2,000,688	--	2,000,688
Unrestricted	(2,654,994)	656,189	(1,998,805)
<b>Total Net Assets</b>	<u>\$ (3,360,369)</u>	<u>\$ 4,656,189</u>	<u>\$ 1,295,820</u>


The accompanying notes are an integral part of this statement.




**SELMA REDEVELOPMENT AGENCY**STATEMENT OF ACTIVITIES  
FOR THE YEAR ENDED JUNE 30, 2006

Functions/Programs	Expenses	Program Revenues	Net (Expense) Revenue and Changes in Net Assets		
		Charges for Services	Governmental Activities	Business-type Activities	Total
<b>Expenditures:</b>					
Redevelopment Administration	\$ 1,315,559	\$ --	\$ (1,315,559)		\$ (1,315,559)
Total expenditures	<u>1,315,559</u>	<u>--</u>	<u>(1,315,559)</u>		<u>(1,315,559)</u>
<b>Business-type Activities:</b>					
RDA Selma Manufacturing Complex	142,340	506,832	--	\$ 364,492	364,492
Total Primary Government	<u>\$ 1,457,899</u>	<u>\$ 506,832</u>	<u>(1,315,559)</u>	<u>364,492</u>	<u>(951,067)</u>
<b>General Revenues:</b>					
Taxes			1,086,325	--	1,086,325
Revenue for Use of Money & Property			58,665	2,181	60,846
Transfers			--	--	--
Total General Revenues			<u>1,144,990</u>	<u>2,181</u>	<u>1,147,171</u>
Change in Net Assets			(170,569)	366,673	196,104
Net Assets - Beginning			(3,189,800)	4,289,516	1,099,716
Net Assets - Ending			<u>\$ (3,360,369)</u>	<u>\$ 4,656,189</u>	<u>\$ 1,295,820</u>

The accompanying notes are an integral part of this statement.



RDA Housing Project Capital Project	RDA Housing Bond Capital Project	Other Governmental Funds	Total Governmental Funds
\$ 867,447	\$ 946,771	\$ 479,373	\$ 2,293,591
--	--	--	672,358
<u>\$ 867,447</u>	<u>\$ 946,771</u>	<u>\$ 479,373</u>	<u>\$ 2,965,949</u>
\$ --	\$ --	\$ 151,417	\$ 2,149,737
3,064	--	156	132,539
<u>3,064</u>	<u>--</u>	<u>151,573</u>	<u>2,282,276</u>
--	--	138,266	(1,317,015)
864,383	946,771	189,534	2,000,688
<u>864,383</u>	<u>946,771</u>	<u>327,800</u>	<u>683,673</u>
<u>\$ 867,447</u>	<u>\$ 946,771</u>	<u>\$ 479,373</u>	<u>\$ 2,965,949</u>



**SELMA REDEVELOPMENT AGENCY**


RECONCILIATION OF THE GOVERNMENTAL FUNDS BALANCE SHEET  
TO THE STATEMENT OF NET ASSETS  
JUNE 30, 2006

Total fund balances - governmental funds balance sheet	\$	683,673
Amounts reported for governmental activities in the statement of net assets are different because:		
Capital assets used in governmental activities are not reported in the funds.		12,153,464
Payables for bond principal which are not due in the current period are not reported in the funds.		(16,014,859)
Other long-term liabilities which are not due and payable in the current period are not reported in the funds.		<u>(182,647)</u>
Net assets of governmental activities - statement of net assets	\$	<u>(3,360,369)</u>

The accompanying notes are an integral part of this statement.



RDA Housing Project Capital Project	RDA Housing Bond Capital Project	Other Governmental Funds	Total Governmental Funds
\$ 217,265	\$ --	\$ --	\$ 1,086,325
25,252	--	30,369	179,913
34,323	--	73,400	223,538
<u>276,840</u>	<u>--</u>	<u>103,769</u>	<u>1,489,776</u>
25,440	--	32,198	576,061
--	--	93,967	288,869
34,231	--	37,596	284,201
--	--	77,455	376,478
<u>59,671</u>	<u>--</u>	<u>241,216</u>	<u>1,525,609</u>
217,169	--	(137,447)	(35,833)
--	--	100,000	100,000
(100,000)	--	--	(100,000)
<u>(100,000)</u>	<u>--</u>	<u>100,000</u>	<u>--</u>
117,169	--	(37,447)	(35,833)
747,214	946,771	365,247	719,506
<u>\$ 864,383</u>	<u>\$ 946,771</u>	<u>\$ 327,800</u>	<u>\$ 683,673</u>




**SELMA REDEVELOPMENT AGENCY**

RECONCILIATION OF THE STATEMENT OF REVENUES, EXPENDITURES,  
AND CHANGES IN FUND BALANCES OF GOVERNMENTAL FUNDS  
TO THE STATEMENT OF ACTIVITIES  
FOR THE YEAR ENDED JUNE 30, 2006

Net change in fund balances - total governmental funds	\$ (35,833)
Amounts reported for governmental activities in the statement of activities ("SOA") are different because:	
Capital outlays are not reported as expenses in the SOA.	194,902
Revenues in the SOA not providing current financial resources are not reported as revenues in the funds.	404,376
Expenses not requiring the use of current financial resources are not reported as expenditures in the funds.	93,967
Repayment of capital lease principal is an expenditure in the funds but is not an expense in the SOA.	(749,162)
Repayment of loan principal is an expenditure in the funds but is not an expense in the SOA.	<u>(78,819)</u>
Change in net assets of governmental activities - statement of activities	<u>\$ (170,569)</u>

The accompanying notes are an integral part of this statement.



**SELMA REDEVELOPMENT AGENCY**


STATEMENT OF NET ASSETS

ENTERPRISE FUND

JUNE 30, 2006

	Enterprise Fund Selma Mfgr. Complex RDA
<b>Assets:</b>	
Cash and investments	\$ 16,731
Cash with fiscal agent	300,000
Accounts receivable	360,163
Fixed assets ( net, where applicable, of accumulated depreciation)	4,000,000
<b>Total Assets</b>	<b>\$ 4,676,894</b>
<b>Liabilities:</b>	
Accounts payable	\$ 20,550
Due to other agencies	155
<b>Total Liabilities</b>	<b>20,705</b>
<b>Net Assets:</b>	
Unrestricted	4,656,189
<b>Total Net Assets</b>	<b>\$ 4,656,189</b>


The accompanying notes are an integral part of this statement.



**SELMA REDEVELOPMENT AGENCY**  
 STATEMENT OF REVENUES, EXPENSES, AND CHANGES  
 IN FUND NET ASSETS - ENTERPRISE FUND  
 FOR THE YEAR ENDED JUNE 30, 2006

	Enterprise Fund <u>Seima Mfgr. Complex RDA</u>
<b>OPERATING REVENUES:</b>	
Lease Payments	\$ 506,832
Total Operating Revenues	<u>506,832</u>
<b>OPERATING EXPENSES:</b>	
Building Repairs	49,109
Utilities	64,358
Supplies	616
Professional Services	27,235
City charges	1,022
Total Operating Expenses	<u>142,340</u>
Operating Income (Loss)	<u>364,492</u>
<b>NON-OPERATING REVENUES (EXPENSES):</b>	
Interest revenue	<u>2,181</u>
Total Non-operating Revenues (Expenses)	<u>2,181</u>
Net income	366,673
Net assets, July 1	<u>4,289,516</u>
Net assets, June 30	<u>\$ 4,656,189</u>

The accompanying notes are an integral part of this statement.



**CITY OF SELMA**  
**STATEMENT OF CASH FLOWS**  
**PROPRIETARY FUNDS**  
**FOR THE YEAR ENDED JUNE 30, 2006**

	<u>Enterprise Funds</u> Selma Mfgr. Complex
<b>Cash Flows from Operating Activities:</b>	
Cash Received from Customers	\$ 448,184
Cash Payments to Employees for Services	(121,871)
Net Cash Provided (Used) by Operating Activities	<u>326,313</u>
Net Increase (Decrease) in Cash and Cash Equivalents	326,313
Cash and Cash Equivalents at Beginning of Year	(9,582)
Cash and Cash Equivalents at End of Year	<u>\$ 316,731</u>
<b>Reconciliation of Operating Income to Net Cash</b>	
<b>Provided by Operating Activities:</b>	
Operating Income (Loss)	\$ 366,673
Adjustments to Reconcile Operating Income to Net Cash	
Provided by Operating Activities	
Change in Assets and Liabilities:	
Decrease (Increase) in Receivables	(60,830)
Increase (Decrease) in Accounts Payable	20,470
Total Adjustments	<u>(40,360)</u>
Net Cash Provided (Used) by Operating Activities	<u>\$ 326,313</u>

The accompanying notes are an integral part of this statement.



**SELMA REDEVELOPMENT AGENCY**  
**NOTES TO THE FINANCIAL STATEMENTS**  
**FOR THE YEAR ENDED JUNE 30, 2006**

A. Summary of Significant Accounting Policies

The combined financial statements of Selma Redevelopment Agency (the "Agency") have been prepared in conformity with accounting principles applicable to governmental units which are generally accepted in the United States of America. The Governmental Accounting Standards Board ("GASB") is the accepted standard setting body for establishing governmental accounting and financial reporting principles.

1. Reporting Entity

The Agency's basic financial statements include the accounts of all its operations. The Agency evaluated whether any other entity should be included in these financial statements. The criteria for including organizations as component units within the Agency's reporting entity, as set forth in GASB Statement No. 14, "The Financial Reporting Entity," include whether:

- the organization is legally separate (can sue and be sued in its name)
- the Agency holds the corporate powers of the organization
- the Agency appoints a voting majority of the organization's board
- the Agency is able to impose its will on the organization
- the organization has the potential to impose a financial benefit/burden on the Agency
- there is fiscal dependency by the organization on the Agency
- the exclusion of the organization would result in misleading or incomplete financial statements

The Agency also evaluated each legally separate, tax-exempt organization whose resources are used principally to provide support to the Agency to determine if its omission from the reporting entity would result in financial statements which are misleading or incomplete. GASB Statement No. 14 requires inclusion of such an organization as a component unit when: 1) The economic resources received or held by the organization are entirely or almost entirely for the direct benefit of the Agency, its component units or its constituents; and 2) The Agency or its component units is entitled to, or has the ability to otherwise access, a majority of the economic resources received or held by the organization; and 3) Such economic resources are significant to the Agency.


Based on these criteria, the Agency has no component units. Additionally, the Agency is not a component unit of any other reporting entity as defined by the GASB Statement.

2. Basis of Presentation, Basis of Accounting

a. Basis of Presentation

Government-wide Statements: The statement of net assets and the statement of activities include the financial activities of the overall government. Eliminations been made to minimize the double-counting of internal activities. These statements distinguish between the governmental and business-type activities of the Agency. Governmental activities generally are financed through taxes, intergovernmental revenues, and other nonexchange transactions. Business-type activities are financed in whole or in part by fees charged to external parties.

The statement of activities presents a comparison between direct expenses and program revenues for the different business-type activities of the Agency and for each function of the Agency's governmental activities. Direct expenses are those that are specifically associated with a program or function and, therefore, are clearly identifiable to a particular function. The Agency does not allocate indirect expenses in the statement of activities. Program revenues include (a) fees, fines, and charges paid by the recipients of goods or services offered by the programs and (b) grants and contributions that are restricted to meeting the operational or capital requirements of a particular program. Revenues that are not classified as program revenues, including all taxes, are presented as general revenues.



**SELMA REDEVELOPMENT AGENCY**  
**NOTES TO THE FINANCIAL STATEMENTS**  
**FOR THE YEAR ENDED JUNE 30, 2006**

Fund Financial Statements: The fund financial statements provide information about the Agency's funds, with separate statements presented for each fund category. The emphasis of fund financial statements is on major governmental and enterprise funds, each displayed in a separate column. All remaining governmental and enterprise funds are aggregated and reported as nonmajor funds.

Proprietary fund operating revenues, such as charges for services, result from exchange transactions associated with the principal activity of the fund. Exchange transactions are those in which each party receives and gives up essentially equal values. Nonoperating revenues, such as subsidies and investment earnings, result from nonexchange transactions or ancillary activities.

The Agency reports the following major governmental funds:

General Fund. This is the Agency's primary operating fund. It accounts for all financial resources of the Agency except those required to be accounted for in another fund.

The Agency reports the following major enterprise funds:

Selma Manufacturing Complex: This fund accounts for all of the transactions related to the development and leasing activity related to the Upright property the Agency took possession of.


b. Measurement Focus, Basis of Accounting

Government-wide and Proprietary Fund Financial Statements: These financial statements are reported using the economic resources measurement focus. The government-wide and proprietary fund financial statements are reported using the accrual basis of accounting. Revenues are recorded when earned and expenses are recorded at the time liabilities are incurred, regardless of when the related cash flows take place. Nonexchange transactions, in which the Agency gives (or receives) value without directly receiving (or giving) equal value in exchange, include property taxes, grants, entitlements, and donations. On an accrual basis, revenue from property taxes is recognized in the fiscal year for which the taxes are levied. Revenue from grants, entitlements, and donations is recognized in the fiscal year in which all eligibility requirements have been satisfied.

Governmental Fund Financial Statements: Governmental funds are reported using the current financial resources measurement focus and the modified accrual basis of accounting. Under this method, revenues are recognized when measurable and available. The Agency considers all revenues reported in the governmental funds to be available if the revenues are collected within sixty days after year-end. Revenues from local sources consist primarily of property taxes. Property tax revenues and revenues received from the State are recognized under the susceptible-to-accrual concept. Miscellaneous revenues are recorded as revenue when received in cash because they are generally not measurable until actually received. Investment earnings are recorded as earned, since they are both measurable and available. Expenditures are recorded when the related fund liability is incurred, except for principal and interest on general long-term debt, claims and judgments, and compensated absences, which are recognized as expenditures to the extent they have matured. General capital asset acquisitions are reported as expenditures in governmental funds. Proceeds of general long-term debt and acquisitions under capital leases are reported as other financing sources.

When the Agency incurs an expenditure or expense for which both restricted and unrestricted resources may be used, it is the Agency's policy to use restricted resources first, then unrestricted resources.

Under GASB Statement No. 20, "Accounting and Financial Reporting for Proprietary Funds and Other Governmental Entities That Use Proprietary Fund Accounting," all proprietary funds will continue to follow Financial Accounting Standards Board ("FASB") standards issued on or before November 30, 1989. However, from that date forward, proprietary funds will have the option of either 1) choosing not to apply future FASB standards (including amendments of earlier pronouncements), or 2) continuing to follow new FASB pronouncements unless they conflict with GASB guidance. The Agency has chosen to apply future FASB standards.



**SELMA REDEVELOPMENT AGENCY**  
**NOTES TO THE FINANCIAL STATEMENTS**  
**FOR THE YEAR ENDED JUNE 30, 2006**

3. Financial Statement Amounts

a. Property Taxes

Taxes are payable in two installments on November 1 and March 1. They become delinquent on December 10 and April 10 respectively. The lien date is January 1 of each year. Unsecured property taxes are payable in one installment on or before August 31. The County of Fresno bills and collects the taxes or the City.

On October 12, 1993, the Fresno County Board of Supervisors voted to adopt an alternate method of property tax apportionment known as the Teeter Plan. The method applies to current secured and supplemental, but not to unsecured. The basic concept of the Teeter Plan is that the County will apportion taxing agencies 100% of their levy (adjusted for roll changes) with the County owning the delinquent receivables. The County will apportion the current secured and unitary into a revenue account in three installments. The first 50% was apportioned December 15, the balance will be apportioned by April 15, and June 15 at 45% and 5% respectively.

b. Inventories and Prepaid Items

The Agency records purchases of supplies as expenditures, utilizing the purchase method of accounting for inventory.

Certain payments to vendors reflect costs applicable to future accounting periods and are recorded as prepaid items.

c. Capital Assets

Purchased or constructed capital assets are reported at cost or estimated historical cost. Donated fixed assets are recorded at their estimated fair value at the date of the donation. The cost of normal maintenance and repairs that do not add to the value of the asset or materially extend assets' lives are not capitalized. A capitalization threshold of \$5,000 is used.


Capital assets are being depreciated using the straight-line method over the following estimated useful lives:

<u>Asset Class</u>	<u>Estimated Useful Lives</u>
Infrastructure	30
Buildings	50
Building Improvements	20
Vehicles	3-15
Office Equipment	3-15
Computer Equipment	3-15

d. Receivable and Payable Balances

The Agency believes that sufficient detail of receivable and payable balances is provided in the financial statements to avoid the obscuring of significant components by aggregation. Therefore, no disclosure is provided which disaggregates those balances.

There are no significant receivables which are not scheduled for collection within one year of year end.



**SELMA REDEVELOPMENT AGENCY**  
**NOTES TO THE FINANCIAL STATEMENTS**  
**FOR THE YEAR ENDED JUNE 30, 2006**

f. Interfund Activity

Interfund activity results from loans, services provided, reimbursements or transfers between funds. Loans are reported as interfund receivables and payables as appropriate and are subject to elimination upon consolidation. Services provided, deemed to be at market or near market rates, are treated as revenues and expenditures or expenses. Reimbursements occur when one fund incurs a cost, charges the appropriate benefiting fund and reduces its related cost as a reimbursement. All other interfund transactions are treated as transfers. Transfers In and Transfers Out are netted and presented as a single "Transfers" line on the government-wide statement of activities. Similarly, interfund receivables and payables are netted and presented as a single "Internal Balances" line of the government-wide statement of net assets.

g. Use of Estimates

The preparation of financial statements in conformity with GAAP requires the use of management's estimates.

B. Deposits and Investments

The Agency's funds are required to be deposited and invested under the terms of a depository contract. The depository bank deposits for safekeeping and trust with the Agency's agent bank approved pledged securities in an amount sufficient to protect Agency funds on a day-to-day basis during the period of the contract. The pledge of approved securities is waived only to the extent of the depository bank's dollar amount of Federal Deposit Insurance Corporation ("FDIC") insurance.

Cash Deposits:

At June 30, 2006, the carrying amount of the Agency's deposits (cash, certificates of deposit, and interest-bearing savings accounts included in temporary investments) was \$3,282,680 and the bank balance was \$2,310,322. The Agency's cash deposits at June 30, 2006 and during the year ended June 30, 2006, were entirely covered by FDIC insurance or by pledged collateral held by the Agency's agent bank in the Agency's name.

Analysis of Specific Deposit and Investment Risks:

GASB Statement No. 40 requires a determination as to whether the Agency was exposed to the following specific investment risks at year end and if so, the reporting of certain related disclosures:

a. Credit Risk


Credit risk is the risk that an issuer or other counterparty to an investment will not fulfill its obligations. The ratings of securities by nationally recognized rating agencies are designed to give an indication of credit risk. At year end, the Agency was not significantly exposed to credit risk.

b. Custodial Credit Risk

Deposits are exposed to custodial credit risk if they are not covered by depository insurance and the deposits are uncollateralized, collateralized with securities held by the pledging financial institution, or collateralized with securities held by the pledging financial institution's trust department or agent but not in the Agency's name.

Investment securities are exposed to custodial credit risk if the securities are uninsured, are not registered in the name of the government, and are held by either the counterparty or the counterparty's trust department or agent but not in the Agency's name.

At year end, the Agency was not exposed to custodial credit risk.



**SELMA REDEVELOPMENT AGENCY**  
**NOTES TO THE FINANCIAL STATEMENTS**  
**FOR THE YEAR ENDED JUNE 30, 2006**

c. Concentration of Credit Risk

This risk is the risk of loss attributed to the magnitude of a government's investment in a single issuer. At year end, the Agency was not exposed to concentration of credit risk.

d. Interest Rate Risk

This is the risk that changes in interest rates will adversely affect the fair value of an investment. At year end, the Agency was not exposed to interest rate risk.

e. Foreign Currency Risk

This is the risk that exchange rates will adversely affect the fair value of an investment. At year end, the Agency was not exposed to foreign currency risk.


Investment Accounting Policy

The Agency's general policy is to report money market investments and short-term participating interest-earning investment contracts at amortized cost and to report nonparticipating interest-earning investment contracts using a cost-based measure. However, if the fair value of an investment is significantly affected by the impairment of the credit standing of the issuer or by other factors, it is reported at fair value. All other investments are reported at fair value unless a legal contract exists which guarantees a higher value. The term "short-term" refers to investments which have a remaining term of one year or less at time of purchase. The term "nonparticipating" means that the investment's value does not vary with market interest rate changes. Nonnegotiable certificates of deposit are examples of nonparticipating interest-earning investment contracts.

C. Notes receivable

The Agency had the following accounts and notes receivables outstanding at June 30, 2006:

<p>Up-Right, Inc., a California corporation, \$7,550,000 installment promissory note dated 10/27/94, secured by Deed of Trust and equipment liens, due in monthly installments with interest from 7% to 11%, due September 15, 2014, this note is in default, due to Up-Right filing for bankruptcy protection. The bankruptcy proceedings have been completed. On December 12, 2003 the California State Superior Court granted title of the Up-Right property to the Selma Redevelopment Agency. The Agency is in the process of marketing the site to rental tenants to provide rental income. This income will provide the necessary cash flow to continue the required debt service payments.</p>	<p>\$ 8,407,978</p>
<p>Up-Right, Inc., a California corporation, \$320,000 lease-sublease development loan dated 10/27/94, due in semi-annual installments with interest at 7.25%, due September 15, 2014, this note is in default, due to Up-Right filing for bankruptcy protection. See above note. The same rental income will also be used to make these service payments.</p>	<p>350,369</p>
<p>Gustavo Oscar Chavez, \$15,270 installment promissory note dated 12/20/95, secured by Deed of Trust, due in monthly installments with interest at 7%, due March 19, 2001, this note is in default.</p>	<p>13,305</p>




**SELMA REDEVELOPMENT AGENCY**  
**NOTES TO THE FINANCIAL STATEMENTS**  
**FOR THE YEAR ENDED JUNE 30, 2006**

Nelson's Hardware, \$85,000 renovation loan dated December 15, 1997, secured by Deed of Trust, due in annual installments with interest at 7%, due October 2007.	21,416
Centerstage Partners, \$407,000 installment promissory note dated August 21, 1997, secured by Deed of Trust, due in monthly installments with interest at 8.5%, due on June 1, 2018.	346,774
Secure Storage, \$135,000 installment promissory note dated June 22, 2005, secured by Deed of Trust, due in quarterly installments with interest at 5.5% due in September 2023.	124,610
Secure Storage, \$167,000 installment promissory note dated June 4, 2006, secured by Deed of Trust, due in quarterly installments with interest at 5.5% due in September 2023.	153,341
Secure Storage, \$110,000 installment promissory note dated September 5, 2003, secured by Deed of Trust, due in quarterly installments with interest at 5.5% due in September 2023.	105,840
Glacier Air, \$103,850 installment promissory note dated May 4, 2005 secured by Deed of Trust, due in quarterly installments with interest at 5% due in January 2020.	98,994
Chavez Construction, \$99,000 installment promissory note dated June 20, 2006, secured by Deed of Trust, due in quarterly installments with interest at 5.5% due in September 2023.	99,000
Selma Pallet, \$220,000 installment promissory note dated November 8, 2006, secured by Deed of Trust, due in quarterly installments with interest at 5.5% due in September 2023.	213,238
	<u>\$ 9,934,865</u>

**D. Capital Assets**

Capital asset activity for the year ended June 30, 2006, was as follows:

	Beginning Balances	Increases	Decreases	Ending Balances
<u>Governmental activities:</u>				
Capital assets not being depreciated:				
Land	\$ 2,946,867	\$ 195,259	\$ 923,527	\$ 2,218,599
Total capital assets not being depreciated	<u>2,946,867</u>	<u>195,259</u>	<u>923,527</u>	<u>2,218,599</u>
Governmental activities capital assets, net	<u>\$ 2,946,867</u>	<u>\$ 195,259</u>	<u>\$ 923,527</u>	<u>\$ 2,218,599</u>
	Beginning Balances	Increases	Decreases	Ending Balances
<u>Business-type activities:</u>				
Capital assets not being depreciated:				
Land	\$ 4,000,000	\$ --	\$ --	\$ 4,000,000
Total capital assets not being depreciated	<u>4,000,000</u>	<u>--</u>	<u>--</u>	<u>4,000,000</u>
Business-type activities capital assets, net	<u>\$ 4,000,000</u>	<u>\$ --</u>	<u>\$ --</u>	<u>\$ 4,000,000</u>



**SELMA REDEVELOPMENT AGENCY**  
**NOTES TO THE FINANCIAL STATEMENTS**  
**FOR THE YEAR ENDED JUNE 30, 2006**

**E. Long-Term Obligations**

1. Long-Term Obligation Activity

Long-term obligations include debt and other long-term liabilities. Changes in long-term obligations for the year ended June 30, 2006, are as follows:

	Beginning Balance	Increases	Decreases	Ending Balance	Amounts Due Within One Year
<b>Governmental activities:</b>					
General obligation bonds	\$ 13,770,000	\$ --	\$ 130,000	\$ 13,640,000	665,000
Total governmental activities	\$ 13,770,000	\$ --	\$ 130,000	\$ 13,640,000	\$ 665,000

\* Other long-term liabilities

2. Debt Service Requirements


Debt service requirements on long-term debt at June 30, 2006, are as follows:

Year Ending June 30,	Governmental Activities		
	Principal	Interest	Total
2007	\$ 665,000	\$ 822,562	\$ 1,487,562
2008	675,000	772,205	1,447,205
2009	735,000	717,640	1,452,640
2010	795,000	675,920	1,470,920
2011	825,000	652,840	1,477,840
2012-2016	4,520,000	2,503,043	7,023,043
2017-2021	2,290,000	1,036,432	3,326,432
2022-2026	1,355,000	1,246,975	2,601,975
2027-2031	1,280,000	247,375	1,527,375
2032-2036	500,000	312,990	812,990
Totals	\$ 13,640,000	\$ 8,987,982	\$ 22,627,982

**F. Bonds payable**

A summary of changes in bonds payable for the year ended June 30, 2005 is as follows:

Description	Interest Rate Payable	Amount Original Issue	Outstanding June 30, 2005	Issued	Retired	Outstanding June 30, 2006
1992A	variable	\$ 570,000	\$ 445,000	\$ --	\$ 45,000	\$ 400,000
1994	11%	670,000	575,000	--	10,000	565,000
1994	variable	7,550,000	5,935,000	--	--	5,935,000
1994	7.25%	320,000	265,000	--	--	265,000
1997	variable	370,000	340,000	--	25,000	315,000
1997	variable	60,000	20,000	--	10,000	10,000
2001A	variable	2,750,000	2,730,000	--	5,000	2,725,000
Industrial Park	5%	3,561,890	3,460,000	--	35,000	3,425,000
			\$ 13,770,000	\$ --	\$ 130,000	\$ 13,640,000



**SELMA REDEVELOPMENT AGENCY**  
**NOTES TO THE FINANCIAL STATEMENTS**  
**FOR THE YEAR ENDED JUNE 30, 2006**

G. Commitments and Contingencies

1. Contingencies

The Agency participates in grant programs which are governed by various rules and regulations of the grantor agencies. Costs charged to the respective grant programs are subject to audit and adjustment by the grantor agencies; therefore, to the extent that the Agency has not complied with the rules and regulations governing the grants, refunds of any money received may be required and the collectibility of any related receivable may be impaired. In the opinion of the Agency, there are no significant contingent liabilities relating to compliance with the rules and regulations governing the respective grants; therefore, no provision has been recorded in the accompanying basic financial statements for such contingencies.


2. Litigation

No reportable litigation was pending against the Agency at June 30, 2006.




## Required Supplementary Information

Required supplementary information includes financial information and disclosures required by the Governmental Accounting Standards Board but not considered a part of the basic financial statements.



## **Combining Statements and Budget Comparisons as Supplementary Information**

This supplementary information includes financial statements and schedules not required by the Governmental Accounting Standards Board, nor a part of the basic financial statements, but are presented for purposes of additional analysis.




**SELMA REDEVELOPMENT AGENCY**

COMBINING BALANCE SHEET

NONMAJOR GOVERNMENTAL FUNDS

JUNE 30, 2006


	Debt Service Funds	Capital Projects Funds	Total Nonmajor Governmental Funds (See Exhibit A-3)
<b>Assets:</b>			
Cash and investments	\$ 215,148	\$ 264,225	\$ 479,373
<b>Total Assets</b>	<u>\$ 215,148</u>	<u>\$ 264,225</u>	<u>\$ 479,373</u>
<b>Liabilities:</b>			
Cash deficit	\$ 76,882	\$ 74,535	\$ 151,417
Due to other agencies	--	156	156
<b>Total Liabilities</b>	<u>76,882</u>	<u>74,691</u>	<u>151,573</u>
<b>Reserved Fund Balances:</b>			
Reserved for debt service	138,266	--	138,266
Reserved for capital projects	--	189,534	189,534
<b>Total Fund Balance</b>	<u>138,266</u>	<u>189,534</u>	<u>327,800</u>
<b>Total Liabilities and Fund Balance</b>	<u>\$ 215,148</u>	<u>\$ 264,225</u>	<u>\$ 479,373</u>



**SELMA REDEVELOPMENT AGENCY**

COMBINING STATEMENT OF REVENUES, EXPENDITURES,  
AND CHANGES IN FUND BALANCES  
NONMAJOR GOVERNMENTAL FUNDS  
FOR THE YEAR ENDED JUNE 30, 2006

	Debt Service Funds	Capital Projects Funds	Total Nonmajor Governmental Funds (See Exhibit A-5)
Revenue:			
Revenue for use of money & property	\$ 30,369	\$ --	\$ 30,369
Miscellaneous	73,400	--	73,400
Total Revenues	<u>103,769</u>	<u>--</u>	<u>103,769</u>
Expenditures:			
Redevelopment Administration	20,927	11,271	32,198
Capital outlay	--	93,967	93,967
Debt service:			
Principal	37,080	516	37,596
Interest and fiscal charges	77,455	--	77,455
Total Expenditures	<u>135,462</u>	<u>105,754</u>	<u>241,216</u>
Excess (Deficiency) of Revenues (Under) Expenditures	(31,693)	(105,754)	(137,447)
Other Financing Sources (Uses):			
Operating transfers in	100,000	--	100,000
Total Other Financing Sources (Uses)	<u>100,000</u>	<u>--</u>	<u>100,000</u>
Excess of Revenues and Other Financing Sources Over (Under) Expenditures and Other Financing Uses	68,307	(105,754)	(37,447)
Fund Balances, July 1	69,959	295,288	365,247
Fund Balances, June 30	<u>\$ 138,266</u>	<u>\$ 189,534</u>	<u>\$ 327,800</u>




**SELMA REDEVELOPMENT AGENCY**

COMBINING BALANCE SHEET

NONMAJOR DEBT SERVICE FUNDS

JUNE 30, 2006

	3041 RDA Upright-Coalinga Debt Service	3071 RDA Theatre Debt Service	3201 RDA-Low Income Hsng. Debt Service	Total Nonmajor Debt Service Funds (See Exhibit B-1)
<b>Assets:</b>				
Cash and investments	\$ (22,209)	\$ --	\$ 237,357	\$ 215,148
<b>Total Assets</b>	<u>\$ (22,209)</u>	<u>\$ --</u>	<u>\$ 237,357</u>	<u>\$ 215,148</u>
<b>Liabilities:</b>				
Cash deficit	\$ --	\$ 76,882	\$ --	\$ 76,882
<b>Total Liabilities</b>	<u>--</u>	<u>76,882</u>	<u>--</u>	<u>76,882</u>
<b>Reserved Fund Balances:</b>				
Reserved for debt service	(22,209)	(76,882)	237,357	138,266
<b>Total Fund Balance</b>	<u>(22,209)</u>	<u>(76,882)</u>	<u>237,357</u>	<u>138,266</u>
<b>Total Liabilities and Fund Balance</b>	<u>\$ (22,209)</u>	<u>\$ --</u>	<u>\$ 237,357</u>	<u>\$ 215,148</u>



**SELMA REDEVELOPMENT AGENCY**

COMBINING STATEMENT OF REVENUES, EXPENDITURES,  
AND CHANGES IN FUND BALANCES  
NONMAJOR DEBT SERVICE FUNDS  
FOR THE YEAR ENDED JUNE 30, 2006

	3041 RDA Upright-Coalinga Debt Service	3071 RDA Theatre Debt Service	3201 RDA-Low Income Hsng. Debt Service	Total Nonmajor Debt Service Funds (See Exhibit B-2)
<b>Revenue:</b>				
Revenue for use of money & property	\$ (281)	\$ (3,028)	\$ 33,678	\$ 30,369
Miscellaneous	--	73,400	--	73,400
Total Revenues	<u>(281)</u>	<u>70,372</u>	<u>33,678</u>	<u>103,769</u>
<b>Expenditures:</b>				
Redevelopment Administration	20,287	640	--	20,927
<b>Debt service:</b>				
Principal	2,080	25,000	10,000	37,080
Interest and fiscal charges	--	14,755	62,700	77,455
Total Expenditures	<u>22,367</u>	<u>40,395</u>	<u>72,700</u>	<u>135,462</u>
Excess (Deficiency) of Revenues (Under) Expenditures	(22,648)	29,977	(39,022)	(31,693)
<b>Other Financing Sources (Uses):</b>				
Operating transfers in	--	--	100,000	100,000
Total Other Financing Sources (Uses)	<u>--</u>	<u>--</u>	<u>100,000</u>	<u>100,000</u>
Excess of Revenues and Other Financing Sources Over (Under) Expenditures and Other Financing Uses	(22,648)	29,977	60,978	68,307
Fund Balances, July 1	439	(106,859)	176,379	69,959
Fund Balances, June 30	<u>\$ (22,209)</u>	<u>\$ (76,882)</u>	<u>\$ 237,357</u>	<u>\$ 138,266</u>




**SELMA REDEVELOPMENT AGENCY**

COMBINING BALANCE SHEET

NONMAJOR CAPITAL PROJECTS FUNDS

JUNE 30, 2006


	4021 RDA Civic Center/Courthou Capital Project	4121 RDA Industrial Park Capital Project	Total Nonmajor Capital Projects Funds (See Exhibit B-1)
<b>Assets:</b>			
Cash and investments	\$ 264,225	\$ --	\$ 264,225
<b>Total Assets</b>	<u>\$ 264,225</u>	<u>\$ --</u>	<u>\$ 264,225</u>
<b>Liabilities:</b>			
Cash deficit	\$ --	\$ 74,535	\$ 74,535
Due to other agencies	--	156	156
<b>Total Liabilities</b>	<u>--</u>	<u>74,691</u>	<u>74,691</u>
<b>Reserved Fund Balances:</b>			
Reserved for capital projects	264,225	(74,691)	189,534
<b>Total Fund Balance</b>	<u>264,225</u>	<u>(74,691)</u>	<u>189,534</u>
<b>Total Liabilities and Fund Balance</b>	<u>\$ 264,225</u>	<u>\$ --</u>	<u>\$ 264,225</u>



**SELMA REDEVELOPMENT AGENCY**


COMBINING STATEMENT OF REVENUES, EXPENDITURES,  
AND CHANGES IN FUND BALANCES  
NONMAJOR CAPITAL PROJECTS FUNDS  
FOR THE YEAR ENDED JUNE 30, 2006

	4021 RDA Civic Center/Courthou Capital Project	4121 RDA Industrial Park Capital Project	Total Nonmajor Capital Projects Funds (See Exhibit B-2)
Revenue:			
Total Revenues	\$     --	\$     --	\$     --
Expenditures:			
Redevelopment Administration	5,800	5,471	11,271
Capital outlay	--	93,967	93,967
Debt service:			
Principal	--	516	516
Total Expenditures	<u>5,800</u>	<u>99,954</u>	<u>105,754</u>
Excess (Deficiency) of Revenues (Under) Expenditures	(5,800)	(99,954)	(105,754)
Other Financing Sources (Uses):			
Total Other Financing Sources (Uses)	<u>  --</u>	<u>  --</u>	<u>  --</u>
Excess of Revenues and Other Financing Sources Over (Under) Expenditures and Other Financing Uses	(5,800)	(99,954)	(105,754)
Fund Balances, July 1	270,025	25,263	295,288
Fund Balances, June 30	<u>\$ 264,225</u>	<u>\$ (74,691)</u>	<u>\$ 189,534</u>



## Other Supplementary Information

This section includes financial information and disclosures not required by the Governmental Accounting Standards Board and not considered a part of the basic financial statements. It may, however, include information which is required by other entities.



# Jorge & Yribarren

---

Certified Public Accountants

Larry M. Jorge CPA, CFP  
Steven B. Yribarren, CPA

November 15, 2006

## Independent Auditors' Report

### Report on Internal Control over Financial Reporting and on Compliance and Other Matters Based on an Audit of Financial Statements Performed in Accordance with Government Auditing Standards

Board of Directors  
Selma Redevelopment Agency  
Selma, California

Members of the Board of Directors:

We have audited the financial statements of the governmental activities, the business-type activities, each major fund, and the aggregate remaining fund information of Selma Redevelopment Agency as of and for the year ended June 30, 2006, which collectively comprise the Selma Redevelopment Agency's basic financial statements and have issued our report thereon dated November 15, 2006. We conducted our audit in accordance with auditing standards generally accepted in the United States of America and the standards applicable to financial audits contained in GOVERNMENT AUDITING STANDARDS, issued by the Comptroller General of the United States.

### Internal Control Over Financial Reporting

In planning and performing our audit, we considered Selma Redevelopment Agency's internal control over financial reporting in order to determine our auditing procedures for the purpose of expressing our opinions on the financial statements and not to provide an opinion on the internal control over financial reporting. Our consideration of the internal control over financial reporting would not necessarily disclose all matters in the internal control that might be material weaknesses. A material weakness is a reportable condition in which the design or operation of one or more of the internal control components does not reduce to a relatively low level the risk that misstatements caused by error or fraud in amounts that would be material in relation to the financial statements being audited may occur and not be detected within a timely period by employees in the normal course of performing their assigned functions. We noted no matters involving the internal control over financial reporting and its operation that we considered to be material weaknesses.

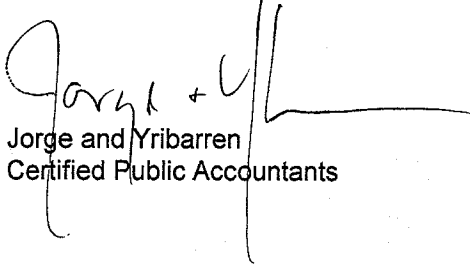
### Compliance and Other Matters

As part of obtaining reasonable assurance about whether Selma Redevelopment Agency's financial statements are free of material misstatement, we performed tests of its compliance with certain provisions of laws, regulations, contracts and grant agreements, noncompliance with which could have a direct and material effect on the determination of financial statement amounts. However, providing an opinion on compliance with those provisions was not an objective of our audit, and accordingly, we do not express such an opinion. The results of our tests disclosed no instances of noncompliance or other matters that are required to be reported under GOVERNMENT AUDITING STANDARDS.



This report is intended solely for the information and use of management, others within the organization and the Board of Directors and is not intended to be and should not be used by anyone other than these specified parties.

Respectfully submitted,

A handwritten signature in black ink, appearing to read "Jorge + Yribarren", with a long horizontal line extending to the right.

Jorge and Yribarren  
Certified Public Accountants

